

Market Trends

Property Type: Condo/Townhouse/Apt.

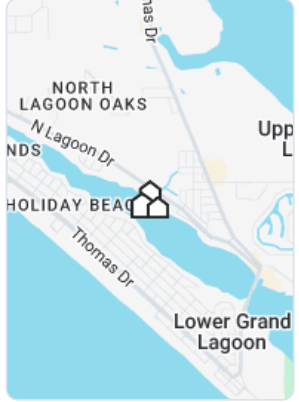
January 2025

Market Type

Seller's
Market

Balanced
Market

Buyer's
Market



Key Details

Months of Inventory	Sold to List Price %	Median Days in RPR	Median Sold Price
12.75	96.2%	116	\$350,000
↓ 1.7% MoM	↑ 1.6% MoM	↑ 36.47% MoM	↓ 3.98% MoM

Realtors Property Resource®, LLC

Source: Listings

Median Estimated Property Value

February 2025 Property Type: Condo/Townhouse/Apt.

Median Estimated Value

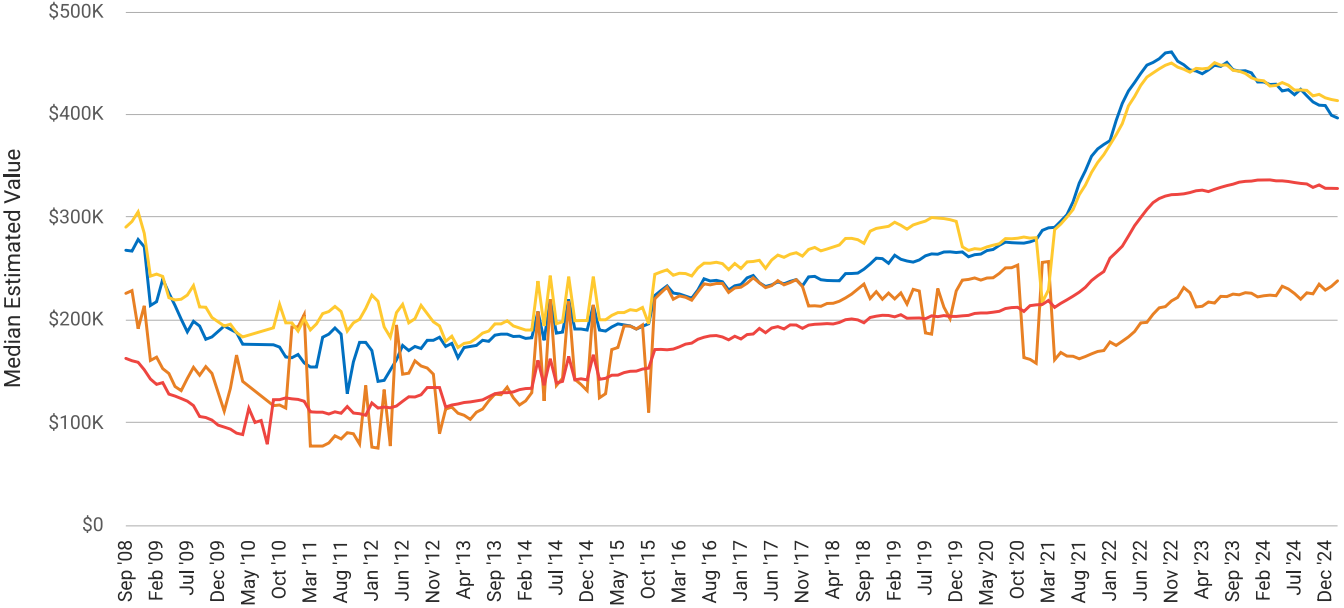
\$396,490

Last Month Change

-0.7%

12 Month Change

-8.1%



○ 32408
○ Panama City
○ Bay County
○ Florida

Realtors Property Resource®, LLC

Source: Public Records and Listings

New Listings

January 2025

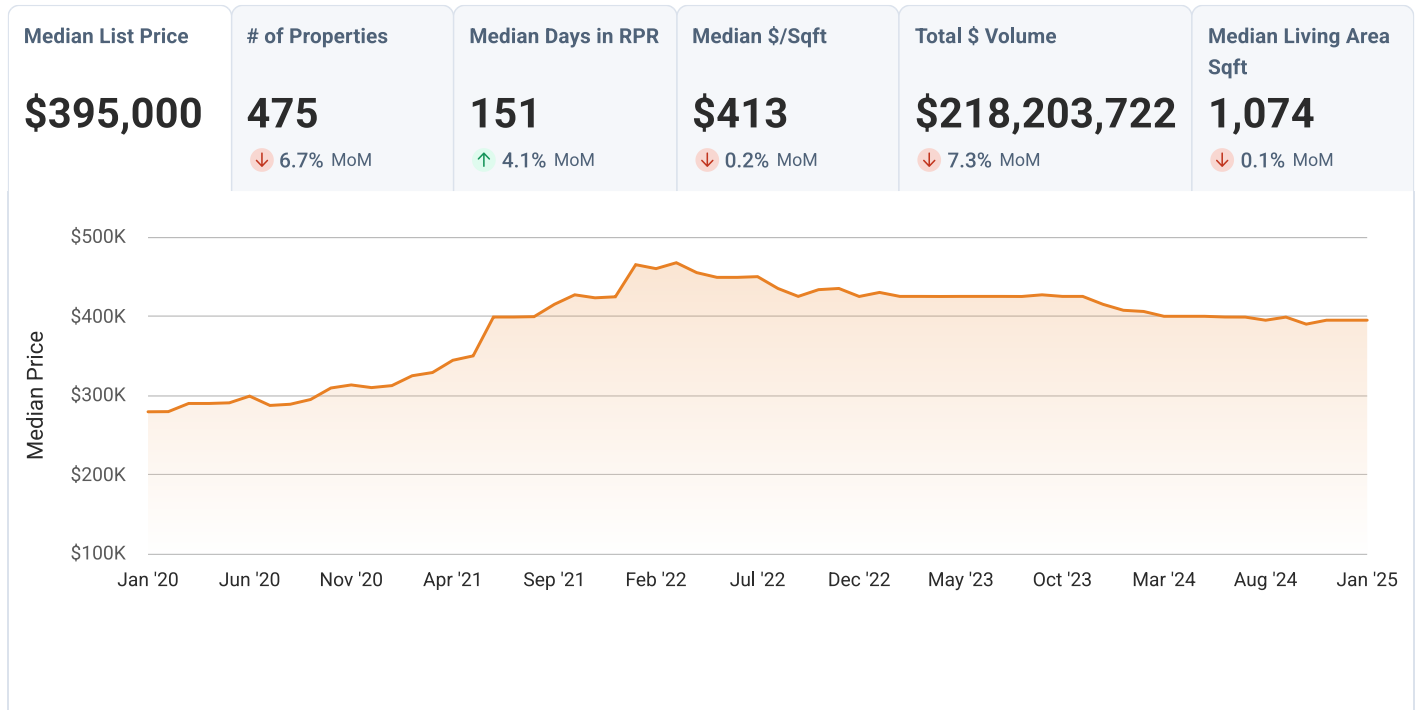
Property Type: Condo/Townhouse/Apt.



Active Listings

January 2025

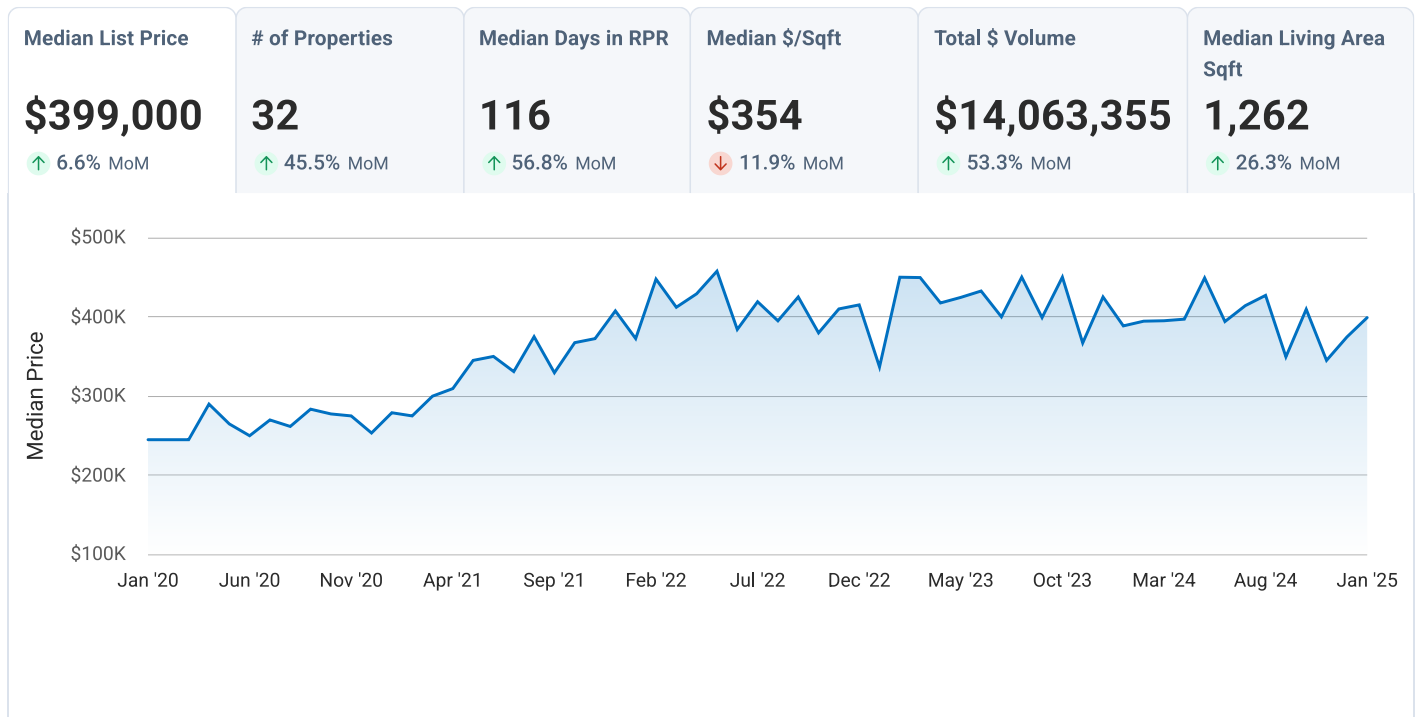
Property Type: Condo/Townhouse/Apt.



New Pending Listings

January 2025

Property Type: Condo/Townhouse/Apt.



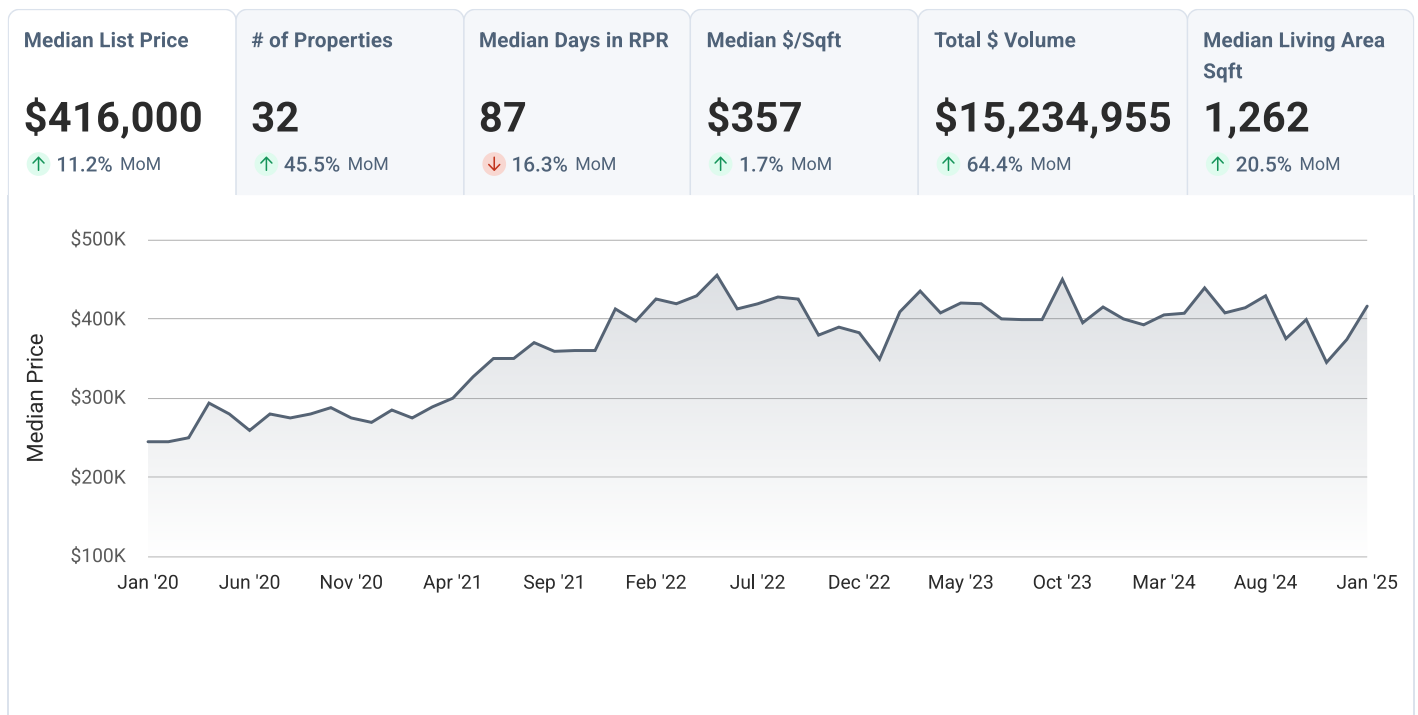
Realtors Property Resource®, LLC

Source: Listings

Pending Listings

January 2025

Property Type: Condo/Townhouse/Apt.



Realtors Property Resource®, LLC

Source: Listings

Sold Listings

January 2025

Property Type: Condo/Townhouse/Apt.



Realtors Property Resource®, LLC

Source: Listings

Months Supply of Inventory

January 2025

Property Type: Condo/Townhouse/Apt.



Realtors Property Resource®, LLC

Source: Listings

Sold Public Records

January 2025

Property Type: Condo/Townhouse/Apt.

Median Sold Price

\$305,000

↓ 10.3% MoM

of Properties

19

↓ 57.8% MoM

Median \$/Sqft

\$303

↓ 22.3% MoM

Median Living Area Sqft

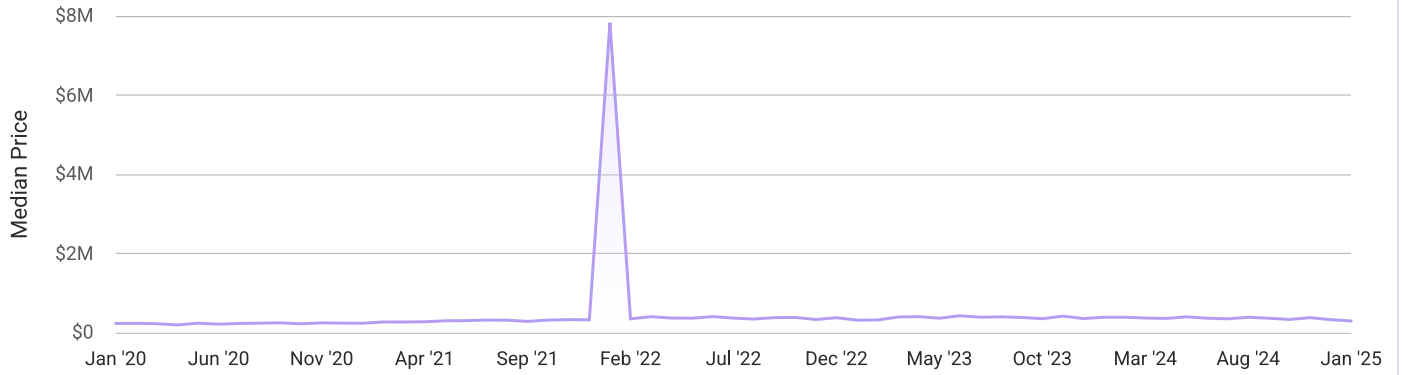
1,043

↑ 13.2% MoM

Total \$ Volume

\$7,275,700

↓ 58.9% MoM



Realtors Property Resource®, LLC

Source: Public Records