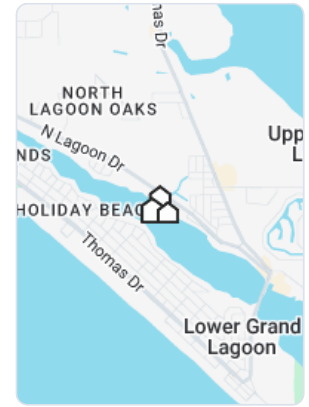
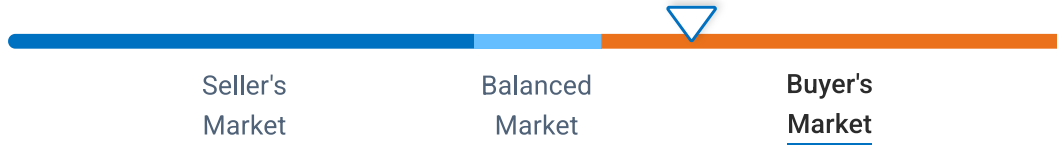


## Market Trends

Property Type: Single Family

January 2025

### Market Type



### Key Details

Months of Inventory	Sold to List Price %	Median Days in RPR	Median Sold Price
<b>7.64</b>	<b>98.1%</b>	<b>68</b>	<b>\$430,000</b>
↑ 2.41% MoM	↑ 1.91% MoM	↑ 13.33% MoM	↓ 20.37% MoM

Realtors Property Resource®, LLC

Source: Listings

## Median Estimated Property Value

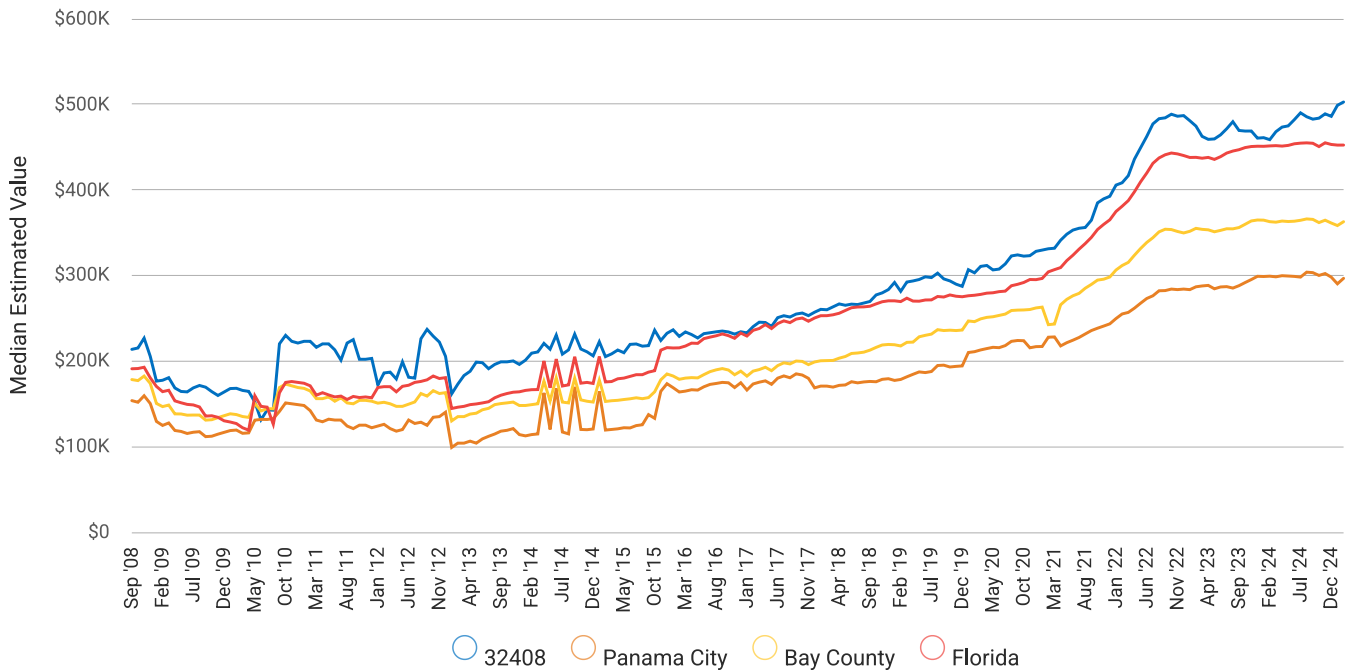
February 2025

Property Type: Single Family

Median Estimated Value  
**\$502,700**

Last Month Change  
**+0.8%**

12 Month Change  
**+9.6%**



Realtors Property Resource®, LLC

Source: Public Records and Listings

# New Listings

January 2025

Property Type: Single Family



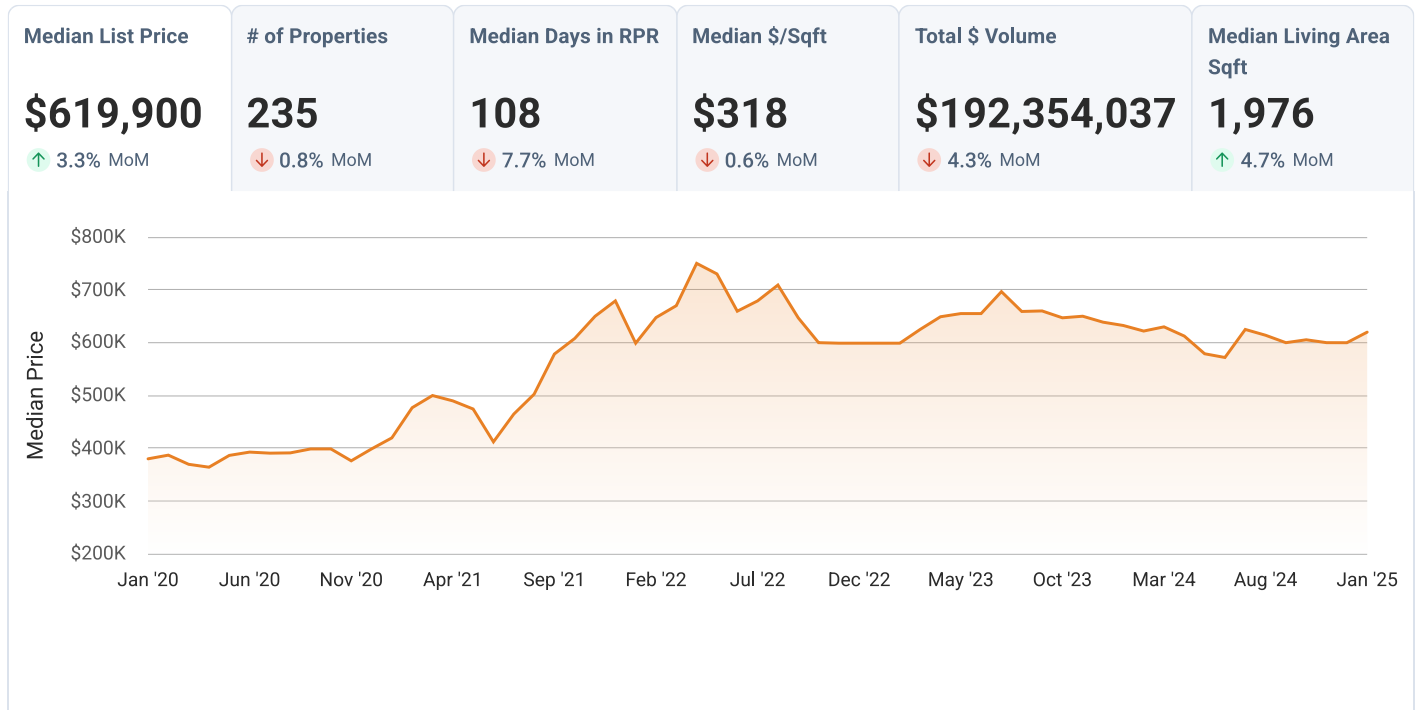
Realtors Property Resource®, LLC

Source: Listings

# Active Listings

January 2025

Property Type: Single Family



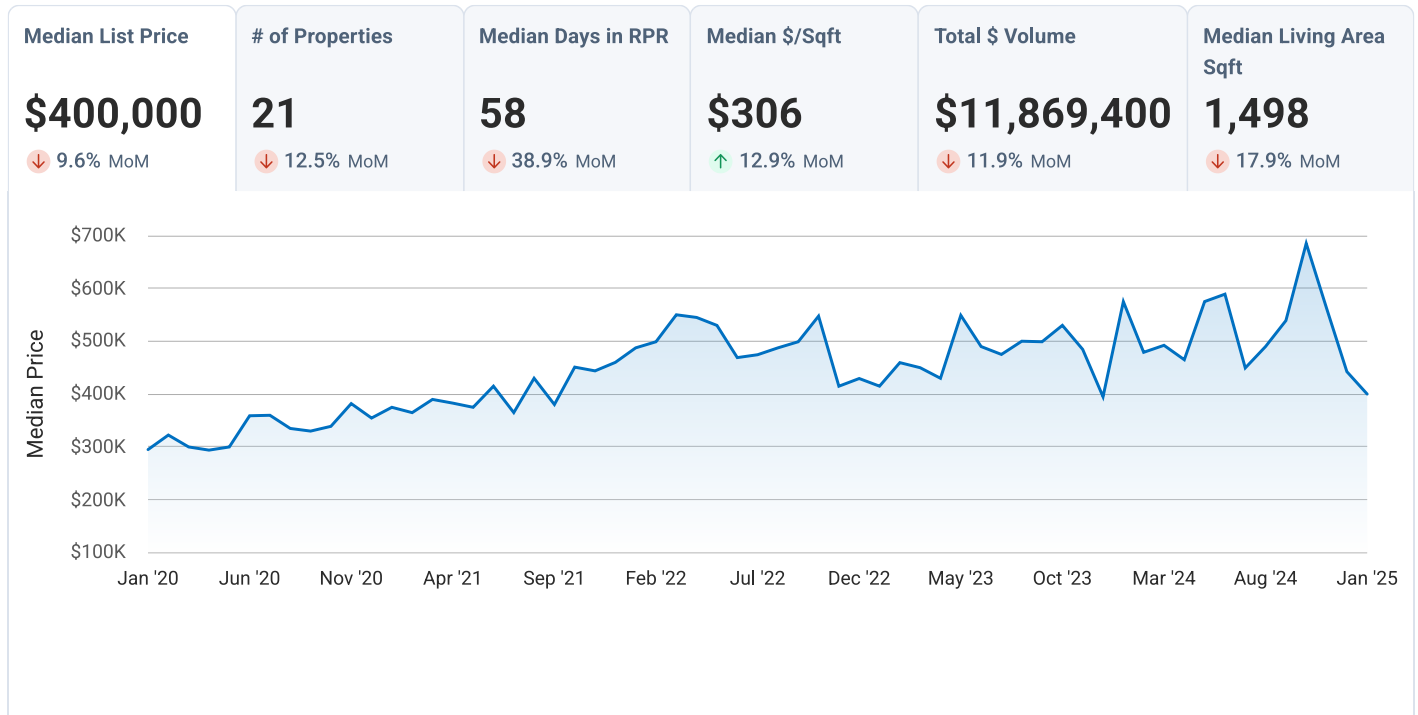
Realtors Property Resource®, LLC

Source: Listings

## New Pending Listings

January 2025

Property Type: Single Family



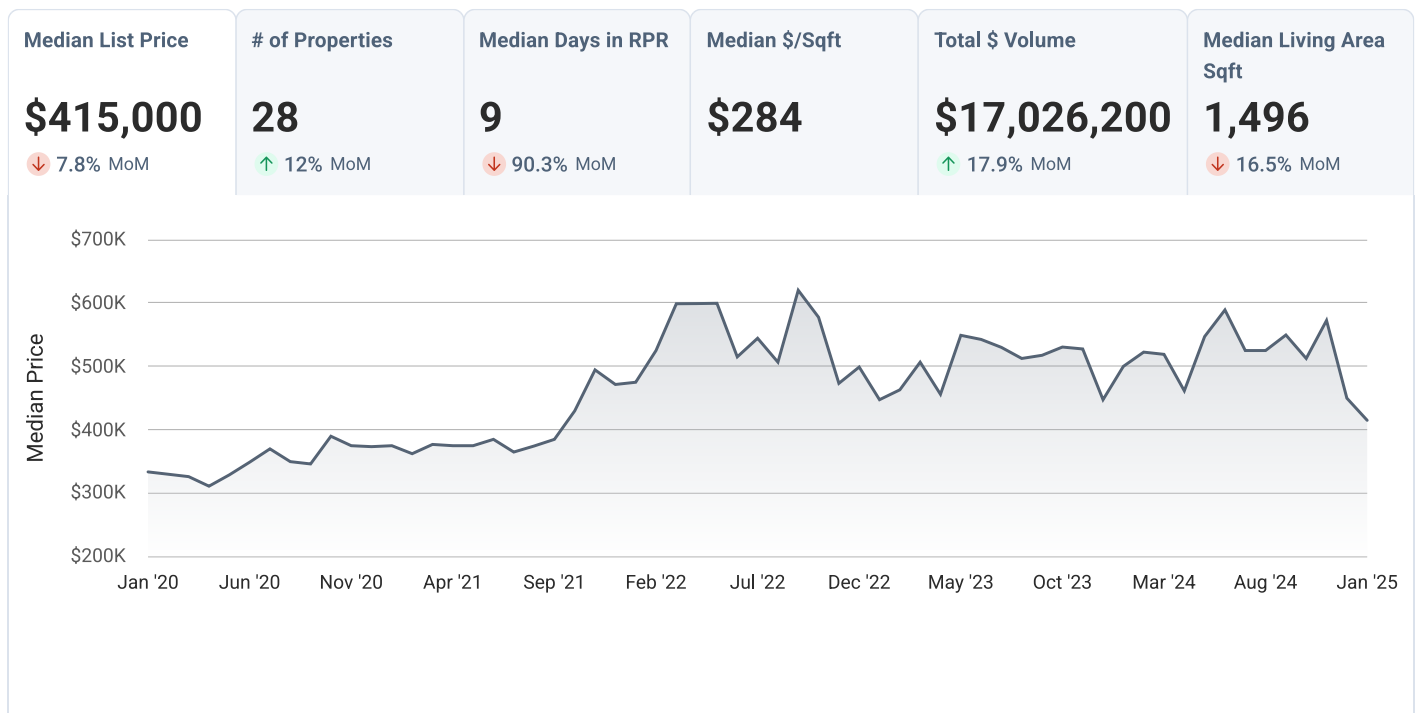
Realtors Property Resource®, LLC

Source: Listings

## Pending Listings

January 2025

Property Type: Single Family



Realtors Property Resource®, LLC

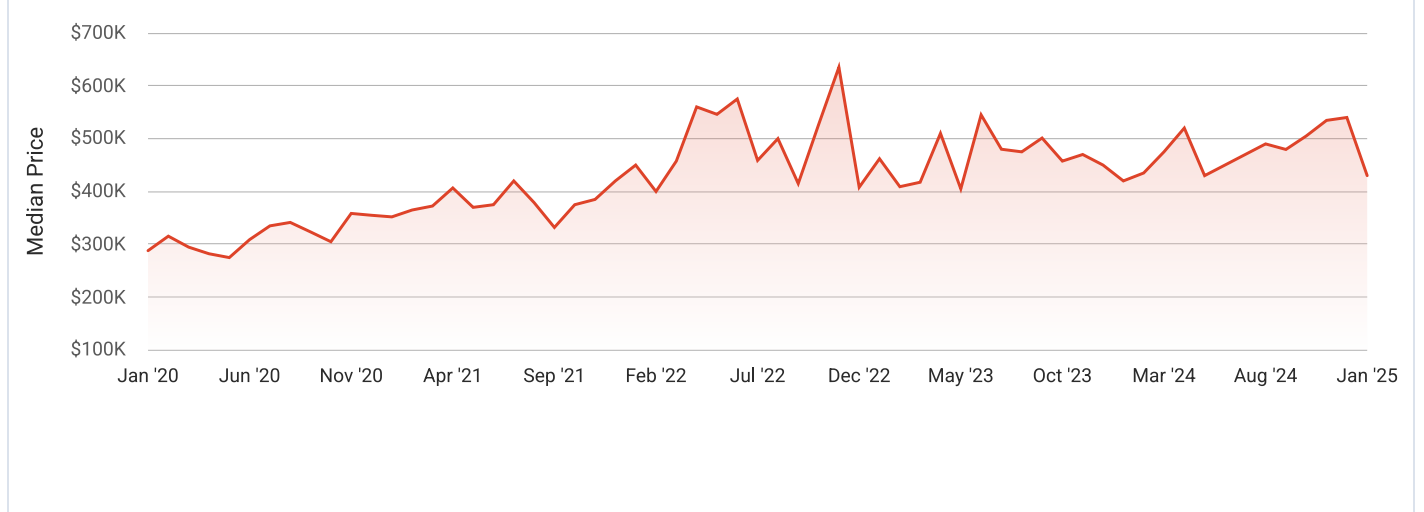
Source: Listings

# Sold Listings

January 2025

Property Type: Single Family

<b>Median Sold Price</b> <b>\$430,000</b> ↓ 20.4% MoM	<b># of Properties</b> <b>12</b> ↓ 63.6% MoM	<b>Sold to List Price %</b> <b>98.07%</b> ↑ 1.9% MoM	<b>Median Days in RPR</b> <b>68</b> ↑ 13.3% MoM	<b>Median \$/Sqft</b> <b>\$259</b> ↓ 12.5% MoM	<b>Total \$ Volume</b> <b>\$5,984,500</b> ↓ 73.2% MoM
---	--	--	---	--	---



Realtors Property Resource®, LLC

Source: Listings

# Months Supply of Inventory

January 2025

Property Type: Single Family

<b>Months Supply of Inventory</b> <b>7.64</b>	<b>Last Month Change</b> <b>+2.4%</b>	<b>12 Month Change</b> <b>+40.7%</b>
--	--	---



Realtors Property Resource®, LLC

Source: Listings

# Sold Public Records

January 2025

Property Type: Single Family

Median Sold Price

**\$482,500**

↓ 10.1% MoM

# of Properties

**8**

↓ 74.2% MoM

Median \$/Sqft

**\$283**

↓ 9% MoM

Median Living Area Sqft

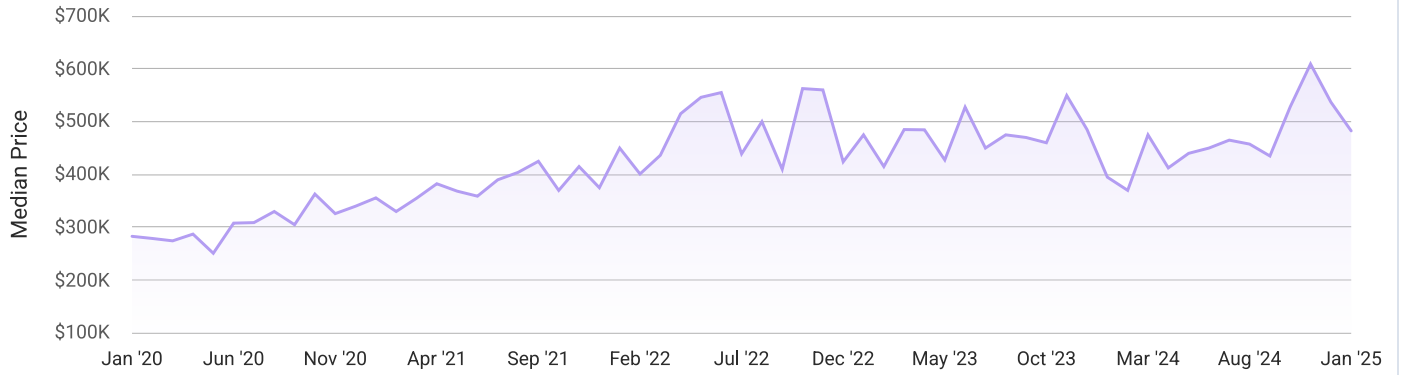
**1,812**

↑ 0.3% MoM

Total \$ Volume

**\$3,802,700**

↓ 81.1% MoM



Realtors Property Resource®, LLC

Source: Public Records