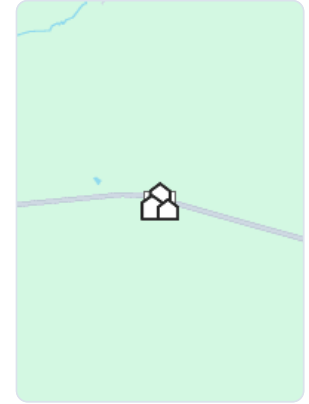



Market Trends

Property Type: Single Family

December 2024

Market Type



Key Details

Months of Inventory	Sold to List Price %	Median Days in RPR	Median Sold Price
4.68 ↑ 0.21% MoM	95.9% ↑ 1.42% MoM	30 ↓ 60% MoM	\$454,500 ↓ 3.8% MoM

Realtors Property Resource®, LLC

Source: Listings

Median Estimated Property Value

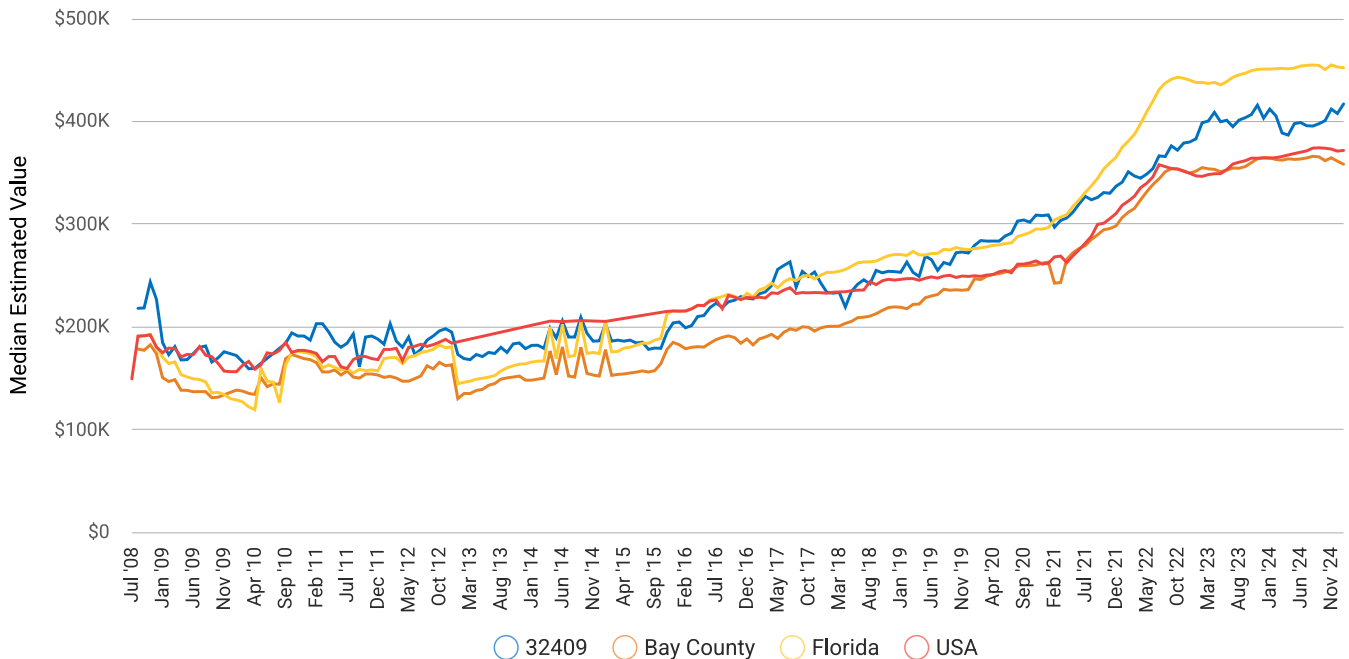
January 2025

Property Type: Single Family

Median Estimated Value
\$417,010

Last Month Change
+2.3%

12 Month Change
+1.2%



Realtors Property Resource®, LLC

Source: Public Records and Listings

New Listings

December 2024

Property Type: Single Family

Median List Price

\$509,630

↑ 35.6% MoM

of Properties

17

↑ 6.3% MoM

Median \$/Sqft

\$196

↓ 0.5% MoM

Total \$ Volume

\$8,365,050

↑ 19.1% MoM

Median Living Area Sqft

2,751

↑ 51.1% MoM



Realtors Property Resource®, LLC

Source: Listings

Active Listings

December 2024

Property Type: Single Family

Median List Price

\$485,000

↓ 2% MoM

of Properties

57

↑ 1.8% MoM

Median Days in RPR

61

↓ 9% MoM

Median \$/Sqft

\$199

↓ 6.1% MoM

Total \$ Volume

\$28,753,083

↓ 2.2% MoM

Median Living Area Sqft

2,256

↓ 1.5% MoM



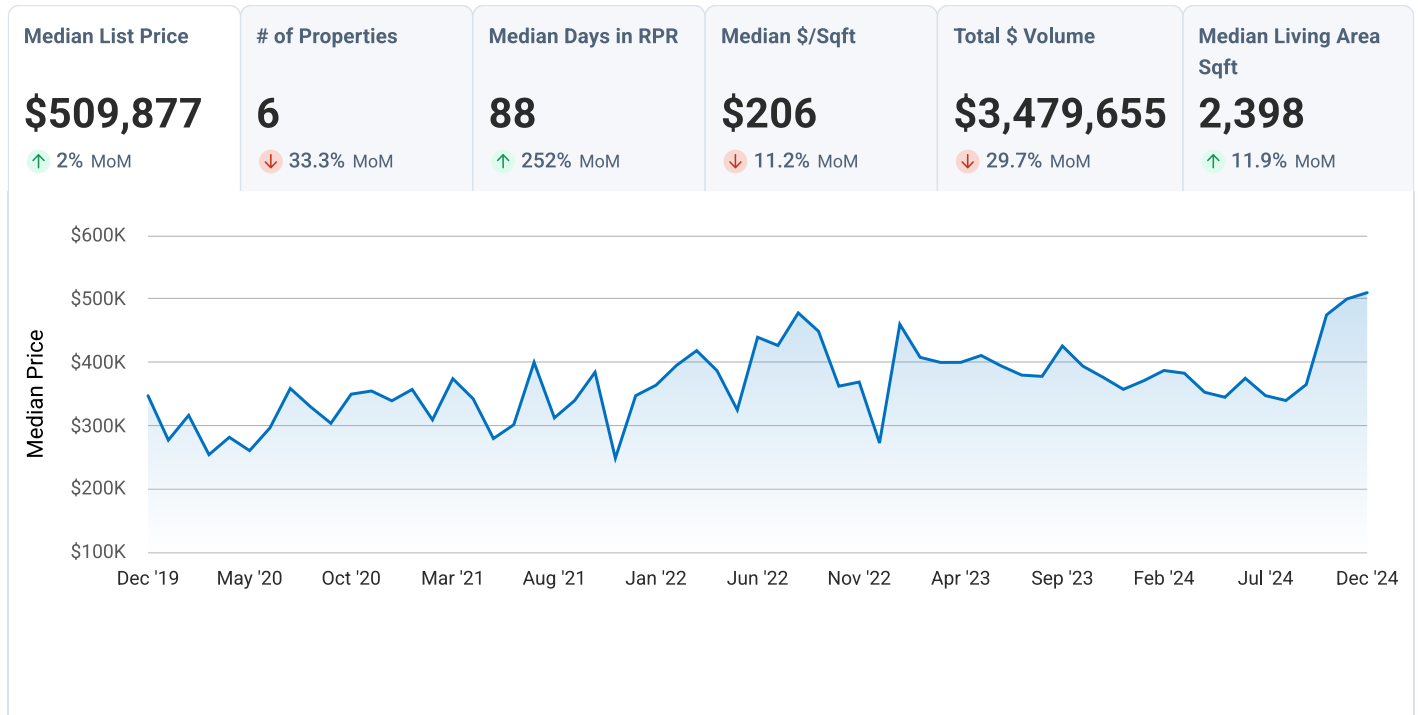
Realtors Property Resource®, LLC

Source: Listings

New Pending Listings

December 2024

Property Type: Single Family



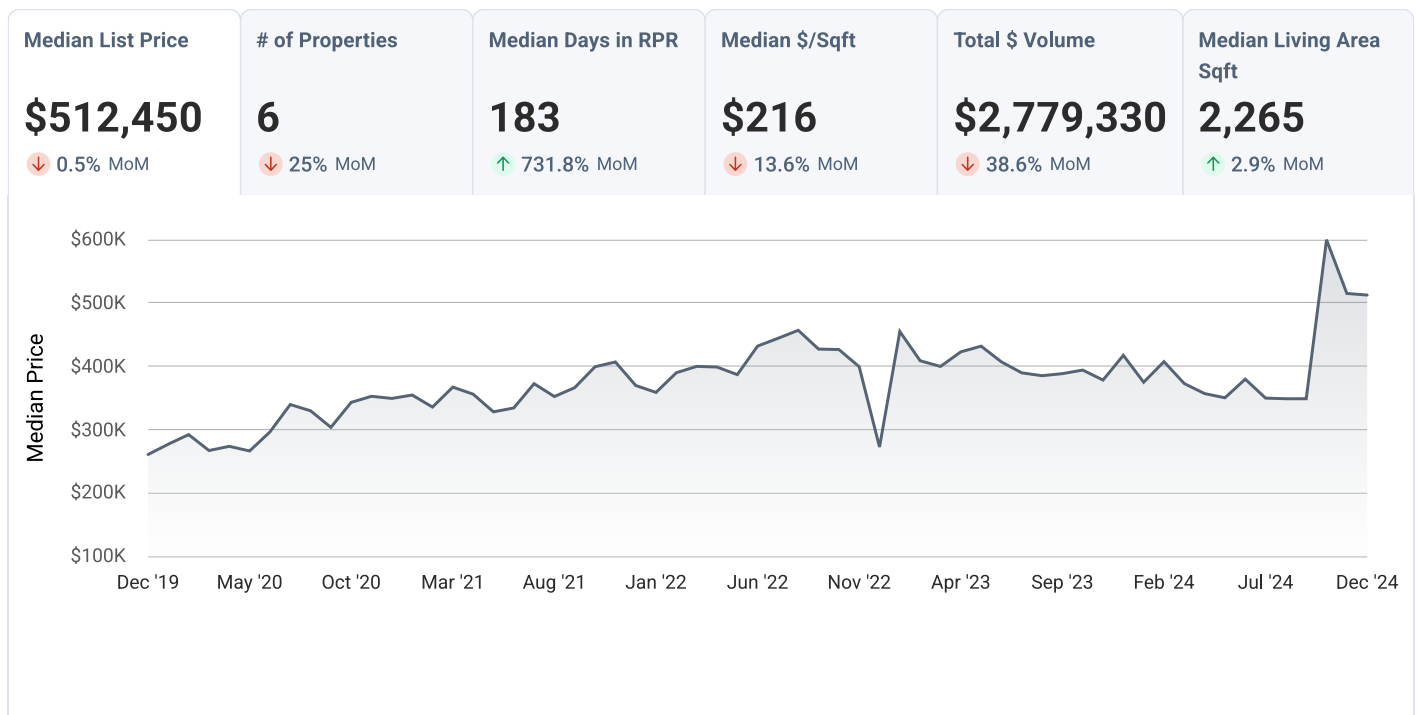
Realtors Property Resource®, LLC

Source: Listings

Pending Listings

December 2024

Property Type: Single Family



Realtors Property Resource®, LLC

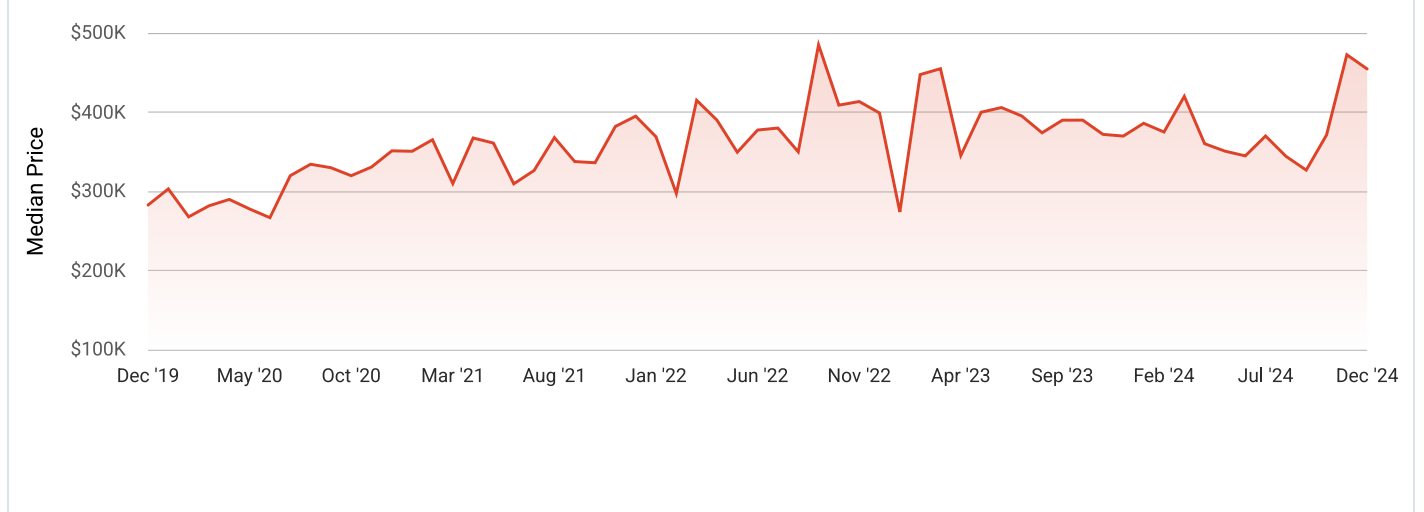
Source: Listings

Sold Listings

December 2024

Property Type: Single Family

Median Sold Price \$454,500 ↓ 3.8% MoM	# of Properties 8 ↑ 33.3% MoM	Sold to List Price % 95.88% ↑ 1.4% MoM	Median Days in RPR 30 ↓ 60% MoM	Median \$/Sqft \$242 ↑ 16.9% MoM	Total \$ Volume \$4,885,800 ↑ 61.3% MoM
--	---	--	---	--	---



Realtors Property Resource®, LLC

Source: Listings

Months Supply of Inventory

December 2024

Property Type: Single Family

Months Supply of Inventory 4.68	Last Month Change +0.2%	12 Month Change +38.1%
--	--	---



Realtors Property Resource®, LLC

Source: Listings

Sold Public Records

December 2024

Property Type: Single Family

Median Sold Price

\$359,450

↑ 105.1% MoM

of Properties

4

↓ 66.7% MoM

Median \$/Sqft

\$184

↑ 15.7% MoM

Median Living Area Sqft

1,979

↑ 22.6% MoM

Total \$ Volume

\$2,039,900

↓ 27.5% MoM

