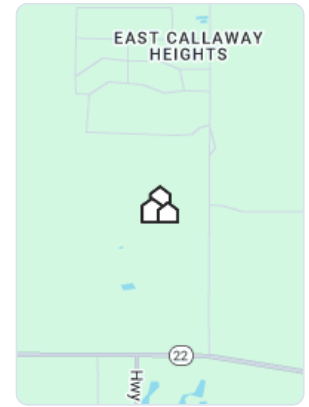



## Market Trends

Property Type: Single Family

December 2024

### Market Type



### Key Details

Months of Inventory	List to Sold Price %	Median Days in RPR	Median Sold Price
<b>3.69</b> ↓ 1.34% MoM	<b>96.1%</b> ↓ 2.04% MoM	<b>57</b> ↑ 16.33% MoM	<b>\$312,500</b> ↑ 3.14% MoM

Realtors Property Resource®, LLC

Source: Listings

## Median Estimated Property Value

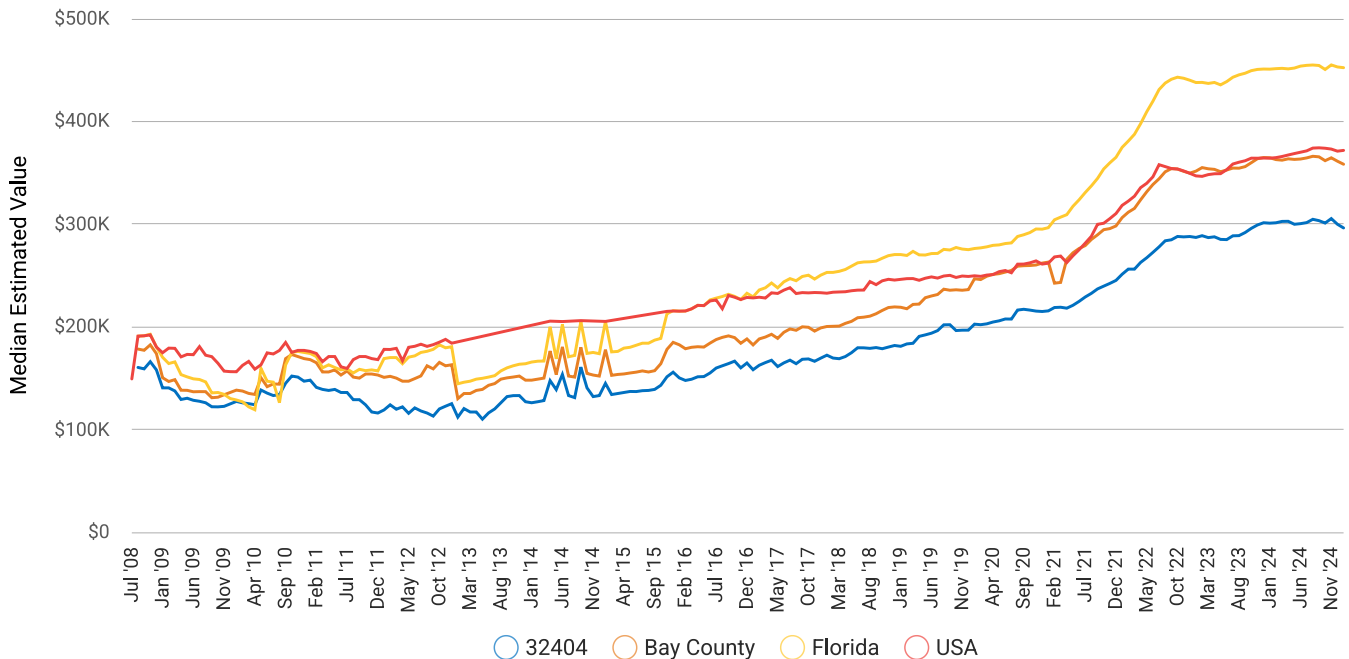
January 2025

Property Type: Single Family

Median Estimated Value  
**\$296,240**

Last Month Change  
**-1.2%**

12 Month Change  
**-1.6%**



Realtors Property Resource®, LLC

Source: Public Records and Listings

## New Listings

December 2024

Property Type: Single Family

Median List Price

**\$315,000**

↓ 0.3% MoM

# of Properties

**84**

↑ 7.7% MoM

Median \$/Sqft

**\$181**

↓ 2.2% MoM

Total \$ Volume

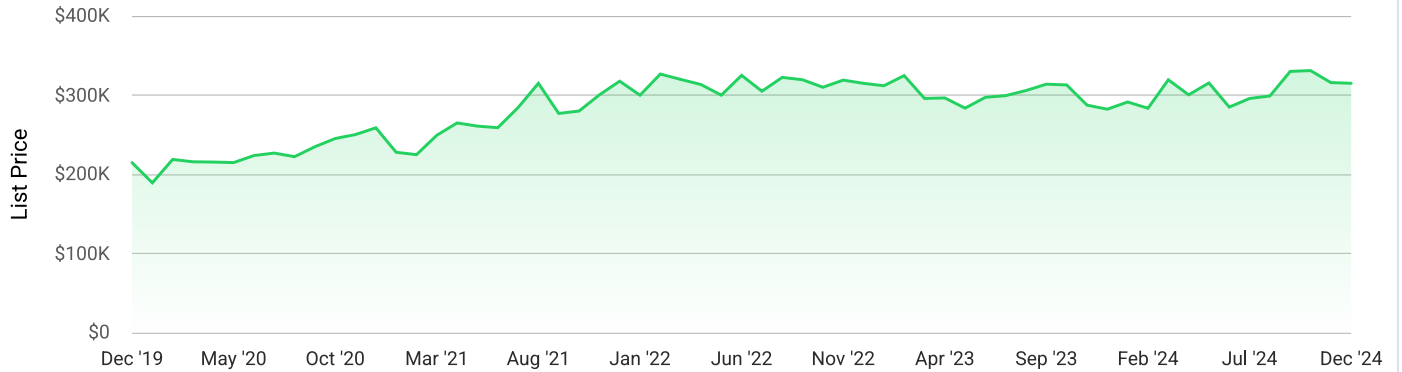
**\$29,508,090**

↑ 5% MoM

Median Living Area Sqft

**1,799**

↑ 3.2% MoM



Realtors Property Resource®, LLC

Source: Listings

## Active Listings

December 2024

Property Type: Single Family

Median List Price

**\$330,000**

↑ 0% MoM

# of Properties

**310**

↓ 0.6% MoM

Median Days in RPR

**77**

↑ 8.5% MoM

Median \$/Sqft

**\$187**

↑ 2.2% MoM

Total \$ Volume

**\$123,887,725**

↑ 1.3% MoM

Median Living Area Sqft

**1,788**

↓ 0.3% MoM



Realtors Property Resource®, LLC

Source: Listings

## New Pending Listings

December 2024

Property Type: Single Family

Median List Price	# of Properties	Median Days in RPR	Median \$/Sqft	Total \$ Volume	Median Living Area Sqft
<b>\$315,000</b>	<b>71</b>	<b>55</b>	<b>\$178</b>	<b>\$22,595,073</b>	<b>1,799</b>
↓ 2.3% MoM	↑ 31.5% MoM	↓ 6.8% MoM	↓ 0.6% MoM	↑ 21.3% MoM	



Realtors Property Resource®, LLC

Source: Listings

## Pending Listings

December 2024

Property Type: Single Family

Median List Price	# of Properties	Median Days in RPR	Median \$/Sqft	Total \$ Volume	Median Living Area Sqft
<b>\$321,025</b>	<b>70</b>	<b>93</b>	<b>\$178</b>	<b>\$24,060,327</b>	<b>1,799</b>
↓ 1.2% MoM	↓ 5.4% MoM	↑ 57.6% MoM	↓ 1.1% MoM	↓ 3.8% MoM	



Realtors Property Resource®, LLC

Source: Listings

# Sold Listings

December 2024

Property Type: Single Family

Median Sold Price	# of Properties	Avg. List to Sale Price %	Median Days in RPR	Median \$/Sqft	Total \$ Volume
<b>\$312,500</b> ↑ 3.1% MoM	<b>74</b> ↑ 12.1% MoM	<b>96.13%</b> ↓ 2% MoM	<b>57</b> ↑ 16.3% MoM	<b>\$173</b> ↓ 1.7% MoM	<b>\$22,821,906</b> ↑ 9% MoM



Realtors Property Resource®, LLC

Source: Listings

# Months Supply of Inventory

December 2024

Property Type: Single Family

<b>Months Supply of Inventory</b> <b>3.69</b>	<b>Last Month Change</b> <b>-1.3%</b>	<b>12 Month Change</b> <b>+12.5%</b>
--	--	---



Realtors Property Resource®, LLC

Source: Listings

# Sold Public Records

December 2024

Property Type: Single Family

Median Sold Price

**\$299,000**

↑ 0.3% MoM

# of Properties

**61**

↓ 14.1% MoM

Median \$/Sqft

**\$158**

↓ 8.7% MoM

Median Living Area Sqft

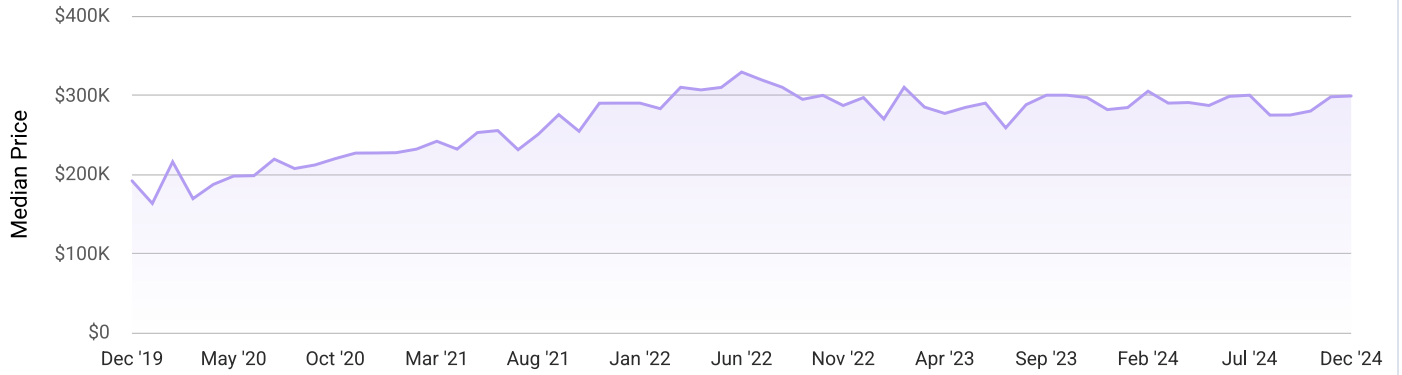
**1,773**

↑ 2.1% MoM

Total \$ Volume

**\$17,772,131**

↓ 17.3% MoM



Realtors Property Resource®, LLC

Source: Public Records